



Humane Farm Animal Care  
Animal Care Standards  
April 2020

---

# RED DEER

RED DEER

# HUMANE FARM ANIMAL CARE

Humane Farm Animal Care is a non-profit charity whose mission is to improve the lives of farm animals by providing viable, credible, duly monitored standards for humane food production and assuring consumers that certified products meet these standards.

Humane Farm Animal Care is approved by a consortium of Animal Protection and Welfare Organizations, Individuals, and Foundations.

**The Humane Farm Animal Care Standards have been developed to provide the only approved Certified Humane® standards for the rearing, handling, transport and slaughter of Red Deer and the New Zealand Red/Wapiti Cross Deer (domesticated breeds).** These standards incorporate scientific research, veterinary advice, and the practical experience of farmers.

Animal welfare is improved when livestock managers adhere to the following:

- Access to wholesome and nutritious feed
- Appropriate environmental design
- Caring and responsible planning and management
- Skilled, knowledgeable, and conscientious animal care
- Considerate handling, transport, and slaughter

Copyright 2020 by Humane Farm Animal Care. All rights reserved.  
PO Box 82, Middleburg, VA 20118

## **HUMANE FARM ANIMAL CARE'S SCIENTIFIC COMMITTEE**

Leading animal scientists, veterinarians, and producers work with Humane Farm Animal Care to develop each set of *Animal Care Standards* and then continually work with Humane Farm Animal Care to incorporate the latest research, keeping the standards current.

<b><i>Kenneth E. Anderson, PhD</i></b>	North Carolina State University, USA
<b><i>Michael Appleby, PhD</i></b>	World Animal Protection, USA
<b><i>Richard Blatchford, PhD</i></b>	University of California, Davis, USA
<b><i>Elisabetta Canali, PhD</i></b>	Università degli Studi, Milan, Italy
<b><i>Sylvie Cloutier, PhD</i></b>	Associate Director of Assessment, Canadian Council on Animal Care, Ottawa, Canada
<b><i>Brenda Coe, PhD</i></b>	Pennsylvania State University, USA
<b><i>Hans Coetzee, PhD</i></b>	Iowa State University, USA
<b><i>Luiz Dematte, DVM, PhD</i></b>	Industrial Director of Korin Ltd, and General Coordinator of Mokiti Okada Foundation, Brazil
<b><i>Inma Estéves, PhD</i></b>	Research Professor, Neiker-Tecnalia University, Spain
<b><i>Anne Fanatico, PhD</i></b>	Appalachian State University, USA
<b><i>Valentina Ferrante, PhD</i></b>	University of Milan, Italy
<b><i>Trent Gilbery, MS</i></b>	North Dakota State University, USA
<b><i>Alan Goldberg, PhD</i></b>	The Johns Hopkins University, USA
<b><i>Temple Grandin, PhD</i></b>	Colorado State University, USA
<b><i>Thomas G. Hartsock, PhD</i></b>	University of Maryland, USA
<b><i>Jörg Hartung, DVM</i></b>	Institute of Animal Hygiene, Welfare and Farm Animal Behavior University of Veterinary Medicine, Hanover, Germany
<b><i>Brittany Howell, PhD</i></b>	Fort Hays State University, USA
<b><i>Pam Hullinger, DVM, MPVM</i></b>	University of California Lawrence Livermore National Laboratory, USA
<b><i>Joy Mench, PhD</i></b>	University of California, Davis, USA
<b><i>Suzanne Millman, PhD</i></b>	Iowa State University College of Veterinary Medicine, USA

<b>Malcolm Mitchell, PhD</b>	SRUC, Scotland's Rural College, Scotland
<b>Priya Motupalli, PhD</b>	IKEA Food Global Sustainable Sourcing Specialist, Sweden
<b>Ruth Newberry, PhD</b>	Associate Professor, Norwegian University of Life Sciences; Adjunct Professor, Washington State University, USA
<b>Abdullah Ozen, PhD</b>	Professor, Firat University, Elazig, Turkey
<b>Edmond Pajor, PhD</b>	University of Calgary, Alberta, Canada
<b>Jose Peralta, PhD, DVM</b>	Western University of Health Science, College of Veterinary Medicine, Pomona California, USA
<b>Rosangela Poletto, DVM, PhD</b>	Professor, Instituto Federal do Rio Grande do Sul, Brazil
<b>Martin Potter, PhD</b>	Animal Welfare Consultant, Member of FAWT, UK and Advising Member of EIG, UK
<b>Mohan Raj, PhD</b>	Honorary Visiting Fellow, School of Veterinary Sciences, Bristol University, Bristol, UK
<b>Jean-Loup Rault, PhD</b>	Institute of Animal Husbandry and Animal Welfare at Vetmeduni, Vienna, Austria
<b>Karen Schwean-Lardner, PhD</b>	University of Saskatchewan, Canada
<b>J.K. Shearer, PhD</b>	Iowa State University, USA
<b>Marilyn M. Simunich, DVM</b>	Director, Animal Health Laboratory, Division of Animal Industries, Idaho State Dept. of Agriculture, USA
<b>Carolyn Stull, PhD</b>	Chairman, Scientific Committee University of California, Davis, USA
<b>Janice Swanson, PhD</b>	Michigan State University, USA
<b>William VanDresser, DVM</b>	Retired Extension Veterinarian, USA
<b>Andreia De Paula Vieira, DVM, PhD</b>	Animal Welfare Scientist, Universidade de São Paulo, Brazil
<b>Daniel M. Weary, PhD</b>	Professor and NSERC Industrial Research Chair, Animal Welfare Program, University of British Columbia, Canada
<b>Julia Wrathall, PhD</b>	Director, Farm Animals Division, RSPCA, West Sussex, UK
<b>Adroaldo Zanella, PhD</b>	Professor, Dept. Medicina Veterinária Preventiva e Saúde Animal / FMVZ Universidade de São Paulo, Pirassununga/SP, Brazil

## TABLE OF CONTENTS

<b>HUMANE FARM ANIMAL CARE’S SCIENTIFIC COMMITTEE</b>	<b>ii</b>
<b>PART 1: INTRODUCTION</b>	<b>1</b>
A. The Certified Humane® Label	1
B. Guide to the Use of the Animal Care Standards	1
<b>PART 2: NUTRITION - FOOD AND WATER</b>	<b>2</b>
A. Food	2
FW 1: Wholesome, nutritious feed	2
FW 2: Free access to food	2
FW 3: Feed records	2
FW 4: Substances prohibited in feed	2
FW 5: Body Condition	2
FW 6: Providing fiber	3
FW 7: Easy availability of food	3
FW 8: Supplying adequate nutrients	3
FW 9: Clean feeding equipment	3
FW 10: Minimizing contamination of water by feedstuffs	3
FW 11: Avoiding unsuitable feedstuffs	3
B. Food – Specific Provisions for Fawns	4
FW 12: Dietary requirements for fawns	4
FW 13: Colostrum	4
FW 14: First feeds	4
FW 15: Weaning	4
C. Water	5
FW 16: Water supply	5
FW 17: Watering equipment	5
FW 18: Water for Red Deer at grass	5
FW 19: Emergency water supply	5
<b>PART 3: ENVIRONMENT</b>	<b>6</b>
A. Buildings	6
E 1. Environment for Red Deer	6
E 2: Preventing injuries from environmental causes	6
E 3: Handling Pens	6
E 4: Maintenance of passageways	6
E 5: Limiting the use of toxic substances in buildings	6
E 6: Wallowing	6
E 7: Electrical installations	7
E 8: Design of passageways	7
B. Thermal Environment & Ventilation	7
E 9: Ventilation	7
E 10: Air quality	7
C. Thermoregulation and Paddocks/Pens	8
E 11: Thermoregulation	8
E 12: Paddocks	8
E 13: Windbreaks or Shelter Belts	8
E 14: Shade	8
E 15: Feedyards/Feedlots	8
D. Area/Space Allowances	8

E 16: Lying area.....	8
E 17: Hard floors.....	9
E 18: Space allowance .....	9
E 19: Freedom of movement.....	9
E 20: Confinement is Prohibited.....	9
E. Lighting .....	9
E 21: Sufficient light in buildings.....	9
F. Fawning Environment .....	10
E 22: Shelter during pregnancy and parturition.....	10
E 23: Indoor fawning pen design.....	10
E 24: Surfaces suitable for cleaning.....	10
E 25: Monitoring.....	10
E 26: Facilities for stressed fawns .....	10
E 27: Quarantining fawns .....	11
G. Breeding Stag/Buck Environment .....	11
E 28: Stag pen management.....	11
H. Handling Facilities.....	11
E 29: Passageways .....	11
E 30: Maintenance of restraint equipment .....	11
E 31: Structure of equipment .....	11
E 32: Loading facilities.....	11
I. Fencing .....	12
E 33: Design and maintenance of fences .....	12
<b>PART 4: MANAGEMENT .....</b>	<b>13</b>
A. Managers.....	13
M 1: Farm Plan .....	13
M 2: Understanding the standards .....	13
M 3: Management and record keeping activities.....	13
M 4: Mitigating problems .....	14
M 5: Awareness of the welfare implications of management practices.....	14
M 6: Training .....	14
M 7: Compassionate treatment .....	14
M 8: Complaints to Operators.....	14
B. Handling.....	15
M 9: Quiet handling.....	15
M 10: Anticipating animal stress factors .....	15
M 11: Handling in passageways .....	15
M 12: Benign handling .....	16
M 13: Equipment .....	16
M 14: Fawning aids .....	16
M 15: Rapid diagnosis and treatment .....	16
M 16: Non-ambulatory animals .....	16
C. Managing replacement animals .....	16
M 17: Brought-in fawns.....	16
D. Identification.....	17
M 18: Identification equipment .....	17
M 19: Marking .....	17
M 20: Temporary marking.....	17

E. Equipment .....	17
M 21: Using equipment .....	17
M 22: Automatic equipment .....	17
F. Inspection .....	17
M 23: Monitoring.....	17
G. Dogs.....	18
M 24: Managing stock dogs.....	18
<b>PART 5: HEALTH .....</b>	<b>19</b>
A. Health Care Practices.....	19
H 1: Animal Health Plan.....	19
H 2: Mitigating health problems .....	19
H 3: Health monitoring .....	19
H 4: Segregation pens .....	20
H 5: Managing brought-in animals .....	20
H 6: Grouping Red Deer .....	20
H 7: Mitigating behavioral problems.....	20
H 8: Controlling parasites and predators .....	20
H 9: Foot care.....	21
H 10: Physical alterations .....	21
H 11: Medicines.....	21
H 12: Induction of parturition.....	22
H 13: Ultrasound for pregnancy detection.....	22
H 14: Genetically modified or cloned animals .....	22
B. Casualty Animals .....	22
H 15: Euthanasia.....	22
H 16: Carcass Disposal .....	22
<b>PART 6: TRANSPORT.....</b>	<b>23</b>
T 1: Loading facilities.....	23
T 2: Passageways .....	23
T 3: Transport personnel.....	23
T 4: Handling in passageways .....	24
T 5: Benign handling .....	24
T 6: Transport feed and water.....	24
T 7: Transport time .....	24
T 8: Records of transport .....	24
T 9: Animals unfit for transport.....	25
<b>PART 7: SLAUGHTER .....</b>	<b>25</b>
S 1: Slaughter systems .....	25
<b>PART 8: APPENDICES .....</b>	<b>26</b>
<b>Appendix 1: Body Condition Score for Red Deer.....</b>	<b>26</b>
<b>REFERENCES.....</b>	<b>27</b>

## **PART 1: INTRODUCTION**

### **A. The Certified Humane® Label**

The Certified Humane® program was developed to certify products from animals raised on farms that adhere to the published standards. Upon satisfactory application and inspection, farmers and ranchers will be certified and may use the Certified Humane Raised and Handled® logo. Program participants are inspected and monitored by *Humane Farm Animal Care* on an annual basis. Charges levied are to help cover Certified Humane® inspections and program costs, which include promotional materials used to educate consumers to increase demand.

### **B. Guide to the Use of the Animal Care Standards**

- These standards are *only* intended for farmed Red Deer. **These standards are not intended for hunting operations.**
- The broad objectives of the standard are described at the beginning of each section.
- The numbered requirements are the standards, all of which must be complied with.
- These standards are written to cover operations in varying geographic regions. Therefore, not all sections in these standards will apply to each facility.
- Boxed sections provide additional information or may highlight areas where the standards will be reviewed in the future.
- Farmers must also comply with any local, state and federal requirements for Red Deer production that affect the environment or safety of their product, as well as the veterinary protocols for their jurisdiction.



## **PART 2: NUTRITION - FOOD AND WATER**

***OBJECTIVES: Red Deer must have access to fresh water and a diet formulated or assessed to maintain full health and promote a positive state of well-being. Feed and water must be distributed in such a way that Red Deer can eat and drink without undue competition.***

### **A. Food**

#### **FW 1: Wholesome, nutritious feed**

Red Deer must be fed a wholesome diet which is:

1. Appropriate for their age, sex, size, production systems, season, and climate;
2. Fed to them in sufficient quantity to maintain them in good health; and
3. Formulated or assessed to satisfy their nutritional needs.

*Stags prior to rutting (also known as the roar) and hinds during lactation should receive high-quality feed and/or be placed on pastures with abundant growth. In winter months when natural forage is limited, it is recommended that hay, grain, silage, or haylage be provided that supplies adequate vitamins and minerals.*

#### **FW 2: Free access to food**

Red Deer must have free access to nutritious food each day, except when directed by a veterinarian.

#### **FW 3: Feed records**

- a. Producers must have written records and/or labels of the feed constituents, the inclusion rate and constituents of compound feeds, and feed supplements, including those records from the feed mill or supplier; and
- b. Make them available to the *Humane Farm Animal Care* Inspector during the inspection and at other times upon request.

#### **FW 4: Substances prohibited in feed**

- a. No feedstuffs containing mammalian or avian-derived protein sources are permitted, with the exception of milk and milk products.
- b. Red Deer must not be implanted with any growth promoter.
- c. Antibiotics can be used in individual Red Deer only therapeutically (i.e. disease treatment) as directed by a veterinarian.
- d. Red Deer must not be fed antibiotics or other substances deliberately to promote growth or feed efficiency.

#### **FW 5: Body Condition**

- a. Red Deer must be fed so they sustain full health and normal reproductive capacity over their maximum foreseeable life span.
- b. Body condition change in Red Deer must be carefully planned and maintained according to the stage of production.

- c. Animals must have a body condition score (BCS) of 2-4 (on a 1-5 scale) at all times to maintain productivity and health.
- d. The body condition score of animals should not be less than 2 unless animals are under veterinary care.

**FW 6: Providing fiber**

- a. In the colder months, feed should be provided to increase dietary fiber intake. These feeds may include:
  - 1. High quality hay,
  - 2. Silage,
  - 3. Whole grain or crushed maize,
  - 4. Baleage, or
  - 5. Whole grain barley or barley straw.
- b. Grass varieties, fodder beet, and brassica crops must withstand close cropping and trampling from Red Deer.

**FW 7: Easy availability of food**

- a. Red Deer must have adequate amounts of feed available to eliminate feed competition.
- b. If feed is restricted in a dietary protocol, extra feeding space must be provided to reduce feed competition.

**FW 8: Supplying adequate nutrients**

- a. Red Deer must not be maintained in an environment that is likely to predispose them to nutrient deficiency.
- b. Managers must be aware of mineral deficiencies and excesses on the farm and correct these as appropriate.
- c. When natural forage growth is limited or insufficient (e.g., if Red Deer are on wooded acreage or when pasture regrowth is slow), supplementary feed should be provided.

*When mineral deficiencies are present, mineral supplements for Red Deer should be available year-round. Soil, forage, and feed tests can be conducted to determine what mineral supplements the Red Deer require.*

**FW 9: Clean feeding equipment**

- a. Feed troughs/bunks must be kept clean and stale or moldy feed removed.
- b. Automatic feed delivery systems (e.g. grain delivery systems barns or in corrals) must be kept:
  - 1. Clean;
  - 2. Free of stale feed; and
  - 3. Maintained in good working order.

**FW 10: Minimizing contamination of water by feedstuffs**

Feeding and watering equipment must be designed, constructed, placed and maintained so that contamination of the animals' feed and water is minimized.

**FW 11: Avoiding unsuitable feedstuffs**

Control practices must be in place to minimize:

- a. Livestock access to poisonous plants and unsuitable feedstuffs.
- b. Contamination of stored feeds by birds and vermin.

## **B. Food – Specific Provisions for Fawns**

### **FW 12: Dietary requirements for fawns**

- a. Fawns must be fed on a wholesome diet, which meets or exceeds national requirements appropriate for their age, weight, behavioral and physiological needs.
- b. Antibiotics cannot be used except therapeutically, as directed by a veterinarian.
- c. All fawns must have access to fresh water.

### **FW 13: Colostrum**

- a. Every newborn fawn must receive adequate colostrum from its dam, from another newly fawned hind, or from a powdered or frozen colostrum source, as soon as possible after it is born and within, at most, the first 8 to 18 hours of its life. This can be observed and confirmed from a distance to reduce the stress on the dam.
- b. Fawns must be allowed to suckle for the first 24 hours after birth. When suckling the hind is not possible, sufficient colostrum should be provided manually, with colostrum being administered over these first 24 hours.
  - 1. Orphan fawns should receive 2 to 4 ounces, five times a day.

*As a precaution to prevent the transmission of Johne's Disease, the pooling of fresh or frozen colostrum from multiple hinds is strongly discouraged.*

### **FW 14: First feeds**

- a. All orphan fawns or those unable to nurse must receive colostrum.
- b. If unable to adopt an orphan onto another hind, bucket-fed fawns must have access to an individual bucket.
- c. Milk replacer must be mixed according to the manufacturer's instructions.
- d. If an orphan fawn is found, it should be hand-raised with access to milk (e.g. fawn milk replacer) and starter feed from 2 weeks of age.
- e. By 3 weeks old, a fawn must have daily access to feed or forage material containing sufficient digestible fiber to stimulate the development of its rumen.

### **FW 15: Weaning**

- a. During pre-rut weaning, fawns must not be weaned from their mother before 3 months of age.
- b. During post-rut weaning, fawns must not be weaned from their mother before 5 months of age.
- c. Orphan fawns must not be weaned (ceasing to feed milk or milk replacer) before 6 weeks of age, unless directed by a veterinarian. Nutritional weaning must be accomplished gradually by either diluting the milk with water or reducing the milk volume over a period of at least 1 week.

*Note: Derogations are acceptable for the following reasons: dry conditions, flooding, other conditions that require earlier weaning.*

## C. Water

### **FW 16: Water supply**

Red Deer, including fawns, must be provided with access to an adequate supply of clean, fresh drinking water, except when directed by the attending veterinarian.

### **FW 17: Watering equipment**

- a. Water troughs must be kept clean.
- b. When automatic systems are used, they should be checked at least daily to ensure that they are dispensing water if no other source of ad lib water is available.
- c. Water troughs must not result in wetting/fouling of bedded areas and must be accessed from concrete or other non-slip footing, when possible.
- d. In pastures, the area around water troughs should be managed to avoid excessive puddles or mud, and if necessary, consideration should be given to using troughs on concrete aprons.

### **FW 18: Water for Red Deer at grass**

- a. When Red Deer are kept extensively on pasture, a supply of fresh, clean water must always be available that is kept from freezing in winter.
- b. Grazing deer should not have to walk long distances to access water.
- c. Local, state, and federal laws must be adhered to regarding Red Deer access to natural running or still water resources.

### **FW 19: Emergency water supply**

Provisions must be in place to ensure an emergency supply of suitable drinking water is available in case normal supplies fail (e.g., due to freezing or drought).

## **PART 3: ENVIRONMENT**

***OBJECTIVE: The environment in which livestock are kept must take into account their welfare needs and must be designed to protect them from physical and thermal discomfort, fear, and distress, and allow them to perform their natural behavior. NOTE: These standards are written for Red Deer, which are raised outdoors on range or pasture.***

### **A. Buildings**

#### **E 1. Environment for Red Deer**

- a. Red Deer must be raised outdoors on range or pasture.

#### **E 2: Preventing injuries from environmental causes**

- a. Physical features of the environment that may cause otherwise avoidable injuries to the animals must be removed.
- b. There must be no recurrent injuries on Red Deer that could be attributed to physical features of their environment (injury is defined as damage severe enough for the formation of granular scar tissue and to an extent significantly greater than would be caused by accidental bumps and scratches).

#### **E 3: Handling Pens**

- a. Particular attention must be paid to handling pens.
  1. Floors must be made of non-slip material or be maintained so as to reduce the risk of slipping (sand, mats or other material must be used when necessary).
  2. Floors must never be so rough as to cause hoof damage or other injury, or so smooth as to result in slipping.
  3. Smooth concrete floors should be grooved or treated with a non-slip coating/belting.

#### **E 4: Maintenance of passageways**

Building alleyways, passages and gateways must be maintained in order to prevent damage to the animals' hooves.

#### **E 5: Limiting the use of toxic substances in buildings**

- a. Any shelter construction provided to animals must not be of poisonous materials or injurious to their health.
- b. Except when preservatives with an insecticidal or fungicidal role are used, Red Deer or fawns must not come into contact with toxic fumes from surfaces with paints, wood preservatives or disinfectants.
- c. Farm implements, silos, tanks, or materials likely to be injurious to animals must be either inaccessible to animals or modified so that they will not cause injury.

#### **E 6: Wallowing**

Space for wallowing must be available year-round that enable Red Deer to express natural wallowing behavior.

## **E 7: Electrical installations**

All electrical installations accessible to Red Deer must be:

1. Well insulated;
2. Safeguarded from rodents;
3. Properly grounded;
4. Regularly tested; and
5. Meet local building codes.

## **E 8: Design of passageways**

- a. Passages, such as gates or alleys, must be of such a design and width, and so constructed, to allow two animals to pass freely (except in chutes or races).
- b. Chutes and races should be designed to prevent escape and permit Red Deer to move smoothly through the system in a single line.
- c. Efforts must be made to minimize the number of, and ideally exclude, blind alleyways in buildings.
- d. Internal surfaces of housing and pens must be made of materials which can readily be cleansed, disinfected, or easily replaced when necessary.

## **B. Thermal Environment & Ventilation**

### **E 9: Ventilation**

- a. Effective ventilation of buildings, permitting air movement at low velocity while avoiding drafts and minimizing the entrance of rain and snow, must be provided.

*The prime concern relating to winter housing is to keep Red Deer out of wind, rain and snow which reduces insulation.*

*Properly designed natural ventilation reduces the risks associated with mechanical failures.*

- b. Building ventilation must aim to manage humidity.

*The objective is to provide a large volume of air and high ventilation rates to remove the moisture produced by the Red Deer and to reduce the number of airborne pathogens being passed from animal to animal.*

*Factors contributing to providing good ventilation include sufficient and correctly positioned air inlets and outlets, and correct air inlet-outlet height differential.*

*Professional advice should be sought if ventilation problems are encountered.*

### **E 10: Air quality**

- a. Provisions must be made to ensure that, if Red Deer are temporarily housed indoors, aerial contaminants do not reach a level at which they are noticeably unpleasant to a human observer (as specified by Environmental Protection Agency and Global Occupational Safety and Health Administration standards for particulates).
- b. Where climatic conditions require Red Deer to be housed for a period of time, the ammonia concentration must not exceed 25 ppm.

*Inhalable dust should not exceed 10mg/m<sup>3</sup>.*

## C. Thermoregulation and Paddocks/Pens

### E 11: Thermoregulation

- a. All facilities must provide the opportunity for Red Deer to thermoregulate properly.
  1. The thermal environment within buildings where Red Deer are temporarily housed must not be so hot or so cold as to cause distress.
- b. Red Deer must be provided with adequate space to perform behavioral adjustments important to thermoregulation and have access to facilities or natural shelters or barriers.
  1. Pasture or range conditions must allow Red Deer access to features that allow relief during severe thermal swings.

*A one or two-sided structure with a roof can provide shelter to Red Deer during periods of intense cold. Structures should be built with the open sides (depending on prevailing winds) to maximize effects of solar radiation during the winter.*

### E 12: Paddocks

Paddocks should contain:

- a. Adequate forage (which typically includes a mix of grasses, legumes, and other leafy forages); and
- b. Adequate drainage to eliminate standing water and mud.

### E 13: Windbreaks or Shelter Belts

Windbreaks are required for Red Deer on pasture. Windbreaks can consist of natural tree belts, fences, or manmade structures that are strategically placed to block prevailing winds, freezing rain, or snow. Natural geographic features such as hills or canyons may be used in pasture range grazing conditions.

### E 14: Shade

- a. Sunshades for Red Deer in open pastures are essential in regions where heat and humidity can be extreme. Shade, either natural or artificial, must be provided for these Red Deer.

### E 15: Feedyards/Feedlots

- a. Feedyards/feedlots for Red Deer management systems are prohibited.

## D. Area/Space Allowances

### E 16: Lying area

- a. Red Deer must have access at all times to a lying area which is:
  1. Well-drained or well-maintained with dry bedding, and
  2. Of sufficient size to accommodate all Red Deer lying down together in normal resting posture.

- b. Outside yard surfaces must be constructed in such a manner and of such material as to minimize the presence of mud or dust.

#### **E 17: Hard floors**

- a. Hard flooring should be made from materials that are impervious to water and urine. Acceptable hard floors include grooved or unfinished concrete, partial concrete slats, plastic covered expanded metal, or rubber mats.
- b. Surfaces must be slip resistant grooved or scored but not abrasive to Red Deer's feet.
- c. Hard surfaced pens used for resting or health recovery should be properly bedded with moisture absorbent bedding or rubber mats.
- d. Manure handling systems need to be considered when designing barns using hard surface flooring systems in order to prevent run-off and other environmental hazards.

#### **E 18: Space allowance**

- a. The space allowance for Red Deer raised in groups should be calculated in relation to the feed and water available, age, sex, live weight, and behavioral needs of the stock, taking account of the presence or absence of antlers and the size of the group.
- b. The stocking density of Red Deer in outdoor space must not exceed 10 Red Deer per acre of paddock, with a preferred stocking rate of 4-6 adults and nursing fawns per acre.
- c. Every animal must have sufficient access to water, feed, and a resting area.
- d. Red Deer must be managed so as to remain reasonably clean.
- e. No animal should be isolated where it cannot be within sight, smell, or sound of other Red Deer.

#### **E 19: Freedom of movement**

Except as noted in E20, all Red Deer must at all times have:

1. Sufficient freedom of sideways movement to be able to groom themselves without difficulty;
2. Sufficient room to lie down and freely stretch their limbs; and
3. Sufficient room to rise and turn around.
4. Red Deer must not be tethered.

#### **E 20: Confinement is Prohibited**

Red Deer must not be closely confined except in the following circumstances, and even then only for the shortest period of time necessary:

1. For the duration of any health-related procedure or veterinary treatment;
2. While they are being fed on any particular occasion;
3. For the purpose of marking or weighing;
4. While accommodation is being cleaned; or
5. While they are awaiting loading for transportation.

### **E. Lighting**

#### **E 21: Sufficient light in buildings**

In all buildings, adequate lighting, whether fixed or portable, must be available to enable Red Deer to be thoroughly and safely inspected at any time.



## **F. Fawning Environment**

### **E 22: Shelter during pregnancy and parturition**

- a. Hinds should have access to shelter, either natural (preferred) or artificial, leading up to and during fawning.
- b. Hinds should be placed in fawning area at least 7-10 days prior to the anticipated time of fawning.
- c. If possible, fawning area should be located away from roads to reduce the stress of hinds and fawns.

### **E 23: Indoor fawning pen design**

Fawning hinds should be left undisturbed and kept outdoors at all costs. However, if they are temporarily kept in a building, the following must apply:

1. They must be provided with a clean, dry bedded area that is equipped with a means of restraint and adequate lighting that permits a person to attend the hinds and their fawns safely if necessary;
2. Feed and water must be available; and
3. Fawning areas must not be overcrowded and each hind should have sufficient space to give birth.
4. Insulation, heating and ventilation of the building must ensure that the air circulation, dust level, temperature, air relative humidity and gas concentrations are kept within limits that are not harmful to fawns.

### **E 24: Surfaces suitable for cleaning**

Internal surfaces of indoor fawning and hospital pens must be of materials which can be easily cleaned.

### **E 25: Monitoring**

- a. Although monitoring of hinds through fawning is reduced to lessen disturbance, they must be observed regularly to negate any issues that may arise.
- b. Weather conditions must be considered when determining frequency of monitoring during fawning season, with higher frequency during adverse weather.

### **E 26: Facilities for stressed fawns**

- a. Healthy young fawns can tolerate low air temperatures. However, newborn animals, fawns that have been transported or deprived of food, and sick fawns are particularly susceptible to yersiniosis. Therefore, if fawns must be housed, stress must be minimized in susceptible fawns by:
  1. Housing them in a well-ventilated building;
  2. The use of thick, dry bedding;
  3. Minimized handling; and
  4. The avoidance of drafts or provision of supplemental heat.
- b. If fawning on pasture, pastures should be selected that provide hinds with a dry fawning environment, nutritious forage, and access to natural or artificial shelter as weather conditions dictate.

**E 27: Quarantining fawns**

- a. Individual quarantining of fawns must be avoided since it causes significant stress to the animals. However, if individual quarantining is necessary due to high risk of infectious disease, then producers must consult local or state veterinary professionals to determine the length of the recommended quarantine period.
- b. Quarantine records must be kept and made available to HFAC at the inspection and at other times upon request.

**G. Breeding Stag/Buck Environment****E 28: Stag pen management**

Stag pens or designated pastures must be sited to allow the stag sight, sound and odor of other Red Deer, and must include a bedded sleeping area if stags are housed indoors.

**H. Handling Facilities****E 29: Passageways**

- a. Walls and gates are to be of substantial construction which:
  1. Discourages escape; and
  2. Prevents injury to animals.
- b. When operating gates and catches, every effort must be made to reduce excessive noise, which may cause distress to the animals.
- c. If noise from the equipment is causing animal distress, noise reduction mechanisms must be installed.

**E 30: Maintenance of restraint equipment**

- a. Hydraulic or manual restraining chutes (crushes) must be adjusted for proper size of Red Deer.
- b. Regular cleaning and maintenance of all working parts is imperative to proper working of the system and safety of the Red Deer and handlers.
- c. Hydraulic restraint systems should have their pressure relief valves adjusted to avoid excessive pressure applied to Red Deer during restraint.

**E 31: Structure of equipment**

It is strongly recommended that solid sides be used in races, chutes, crowding pens and loading ramps, and that walls be a minimum of 8 feet (2.44 meters) high if there is no roof to prevent stressful interactions and escape attempts.

**E 32: Loading facilities**

- a. Loading facilities:
  1. Should provide a ramp of no more than a 20% incline;
  2. Must be kept clean; and

3. Must be well lit.
- b. Both loading ramps and tailgates must be fitted with means of preventing the Red Deer from slipping and falling off.
- c. Loading ramps should be fitted with appropriately designed and spaced foot battens.

*Consideration should be given to providing a loading bay and/or ramp that is well lit and enables animals to walk straight into or out of the vehicle on the level or slight gradient with a minimum of shadows.*

## **I. Fencing**

### **E 33: Design and maintenance of fences**

- a. All fencing, including gates, must be adequately inspected and maintained on a regular basis.
- b. Boundary fences must keep stock in their designated pastures, as well as prevent entry from other wild animals.
- c. In particular, electric fences must be designed, installed, used and maintained so that contact with them does not cause more than momentary discomfort to the Red Deer.
- d. Barbed wire can be used as a bottom wire on fences to prevent feral animal entry.
- e. Feed bunk dividers must be designed so as to avoid any potential threat to the animals (for example, becoming trapped between the dividers or panels).

*It is recommended that fencing be constructed with a high-tensile, woven Red Deer wire (i.e. game fence) with 13 wire strands, and that the fencing should be at least 8 feet (2.44 meters) and preferably 10 feet (3 meters) tall to prevent escape of Red Deer from the pasture. The recommended spacing in netting for adult deer and fawns is 1 foot (300 mm) and 6 inches (150 mm), respectively. Provision of wires on the top and bottom of the fence may be implemented. Double, solid, or sandwich-panel fencing on the perimeter is recommended in order to prevent contact with wild deer.*

## **PART 4: MANAGEMENT**

***OBJECTIVES: A high degree of caring and responsible management is vital to ensure good animal welfare. Managers and caretakers must be thoroughly trained, skilled and competent in animal husbandry and welfare, and have a good working knowledge of their system and the livestock under their care.***

### **A. Managers**

#### **M 1: Farm Plan**

All records, checklists, health plans, contingency plans, farm pest control plans, written standard operating and emergency procedures, policies, and publications that the HFAC Animal Care Standards for Red Deer require the producer to keep and maintain, must be made available to the HFAC inspector upon request.

#### **M 2: Understanding the standards**

Managers must ensure that:

1. All stock-keepers have a copy of the Humane Farm Animal Care, *Animal Care Standards for Red Deer*;
2. They and the stock-keepers are familiar with the standards; and
3. They and the stock-keepers understand the standards and requirements for maintaining compliance.

#### **M 3: Management and record keeping activities**

Managers must:

1. Develop and implement suitable training for stock-keepers, with regular updates and opportunities for continuing professional development. Producers/Managers must be able to demonstrate that staff with responsibilities for stock care have the relevant and necessary skills to perform their duties and, if necessary, are given the opportunity to participate in an appropriate form of training;
2. Develop and implement plans and precautions to cope with emergencies that affect the well-being of animals, such as fire, flood and interruption of supplies;
3. Provide an Emergency Action Plan, highlighting procedures to be followed by those discovering an emergency such as fire, flood, or power failure sited, in an easily accessible location which must include:
  - a) Procedures to be followed by those discovering such an emergency
  - b) The location of water sources for use by the fire department
  - c) An address, map grid (GPS) reference, and/or postal code to locate the unit easily.
4. Ensure the Animal Health Plan (see H1) is implemented and regularly updated and that the required data are recorded appropriately;
5. Maintain and make available to the *Humane Farm Animal Care* inspector, records of quarantine procedures and use of medication. These records must include documentation on all incoming and outgoing stock on the farm, as well as types and quantities of medicines used;

6. Ensure animals to be transported including cull hinds are fit for transport to their final destination. For unfit animals, alternative arrangements should be made, including on-farm euthanasia if necessary.

#### **M 4: Mitigating problems**

- a. Managers must understand the times and circumstances in which Red Deer are prone to welfare problems on their own unit.
- b. Managers must be able to demonstrate their competence in recognizing and dealing with these problems.

#### **M 5: Awareness of the welfare implications of management practices**

- a. Managers must be aware of the welfare implications of fawning, injection, oral dosing, antler removal, identification procedures, and deworming.
- b. They must also be aware of welfare concerns related to breeding, particularly the selection of suitable stags, semen and embryos for use in first-pregnancy hinds.

#### **M 6: Training**

- a. Prior to being given responsibility for the welfare of livestock, employees must be properly trained and/or have the experience appropriate to their job responsibilities, and:
  1. Be able to recognize signs of normal behavior, abnormal behavior, and fear;
  2. Be able to recognize signs of common diseases and know when to seek help;
  3. Have a basic knowledge of body condition scoring; and
  4. Be aware that Red Deer have specific seasonal needs.
- b. In addition, livestock managers must be properly trained or have the experience appropriate to their areas of responsibility and be able to demonstrate the ability to achieve the above, plus the following:
  1. Knowledge of what constitutes proper nutrition in Red Deer;
  2. Understanding of functional anatomy of the normal foot and its care and treatment;
  3. Knowledge of fawning and the care of the newborn fawn;
  4. Understanding of fundamental principles of Red Deer breeding and genetics.
- c. Formal or on-the-job training should be available to staff (including temporary and part-time employees).

#### **M 7: Compassionate treatment**

- a. Managers must be able to demonstrate competence in handling animals in a positive and compassionate manner.
- b. Managers must be able to demonstrate their proficiency in procedures that have potential to cause suffering e.g. injections, antler removal, deworming, and identification.

#### **M 8: Complaints to Operators**

- a. To be certified, an Operation must maintain systems for receiving, responding to, and documenting complaints alleging the Operation's failure to comply with *Humane Farm Animal Care* standards.
- b. Whenever an Operator receives a complaint, the Operator must:
  1. Take appropriate action to respond to the complaint and

2. Correct any deficiency in the products or services that affect their compliance with the requirements for certification.
- c. Written records must be retained by the Operation for a minimum of 3 years from the date of the records' creation. Records must contain information documenting:
  1. All complaints received (written or verbal),
  2. The actions taken by the operator to respond to the complaint.
- d. These records must be made available to *Humane Farm Animal Care* upon request. *Humane Farm Animal Care* will review these records at least annually, during the operation's annual inspection.
- e. If a farm operation has an "organic" or other certification, operators must notify *Humane Farm Animal Care* if an adverse ruling related to the operation's organic or other certification (e.g., suspension or revocation of certification, fine, or sanction) is levied against the operation.
- f. The complaints log is ONLY for recording if someone makes a complaint to a producer about their compliance with the HFAC Standards.

## B. Handling

### **M 9: Quiet handling**

Animals must be handled with care and in a manner that imposes the minimum possible stress on the animals. When moving Red Deer, the facility's design and its surrounding environment must be considered. Handlers should strive to move Red Deer at a slow, comfortable pace and refrain from using loud noises to move Red Deer or hitting them in a manner that might cause injury.

### **M 10: Anticipating animal stress factors**

Animal handlers must be trained to understand and identify the stress factors that Red Deer may be subjected to as a result of handling. They must be knowledgeable about how Red Deer react towards other deer, other animals, humans, and to strange noises, sights, sounds and smells. Handlers must work to minimize these stressors.

*Red Deer have the following behavioral characteristics, which must be taken into consideration when the animals are moved:*

- *Surrounding fawning for hinds and rutting season for stags, they have an increased flight zone and are more dangerous to handle.*
- *Red Deer respond to hierarchy so handling works best when handler works from slightly above the deer.*
- *They are herd animals and, if possible, should not be left in isolation.*
- *Overly stressed animals will lie down or perform self-harmful behaviors, e.g. teeth-grinding.*

### **M 11: Handling in passageways**

- a. Red Deer must not be driven unless the exit or the way forward for the lead animal is clear.

- b. Red Deer must not be rushed or run along alleyways, passageways or through gateways.

#### **M 12: Benign handling**

- a. Sticks, flags, or boards may be used as benign handling aids, i.e., as extensions of the arms or to increase the apparent size of the handler.
- b. Sticks must not be used to beat deer.
- c. No animal must be pulled or lifted by the tail, skin, ears or limbs.
- d. The use of electric prods is prohibited.
- e. Pulling or dragging fawns is specifically prohibited.

#### **M 13: Equipment**

A handling unit must be available, comprised of a collecting system and a method of restraint, appropriate to the type, temperament and numbers of stock to be managed.

#### **M 14: Fawning aids**

- a. Fawning aids must only be used to assist in a delivery and not to produce a fawn as quickly as possible.
- b. Before any type of fawning aid is used, the hind must be examined to ensure that the fawn is properly presented and of a size for which natural delivery can be reasonably expected, without causing undue pain and distress to either the hind or the offspring.

#### **M 15: Rapid diagnosis and treatment**

- a. All efforts must be made to ensure a prompt and proper diagnosis/treatment of any sick animal.
- b. If the animal does not respond to the treatment, euthanasia must be performed.
- c. No live animal can leave the farm or be transported unless it is able to walk unassisted.

#### **M 16: Non-ambulatory animals**

- a. All non-ambulatory animals must be treated without delay.
- b. Appropriate equipment (e.g. sling or harness, sled, bucket of a front end loader, floatation tank, or stone boat) must be available to move an injured or non-ambulatory animal. For moving non-ambulatory animals, whatever type of lifting gear is used, care must be taken not to cause unnecessary pain or distress to the animal.
- c. No live animal can leave the farm or be transported unless it is able to walk unassisted (except for veterinary care).
- d. All recovering non-ambulatory or otherwise injured animals must be provided with deep bedding, shelter from adverse weather, and accessible water and feed.
- e. Where the prognosis for recovery of a non-ambulatory animal is poor, early intervention by euthanizing the animal on farm must be undertaken.

### **C. Managing replacement animals**

#### **M 17: Brought-in fawns**

- a. On arrival at new farms or facilities, fawns must not be mixed with fawns from other sources until their health status has been determined.

- b. Acquired fawns must be rested in comfortable conditions.

## **D. Identification**

### **M 18: Identification equipment**

- a. If neckbands, tail bands, ear tags or leg bands are used, they must be fitted with care and adjusted as required to avoid unnecessary pain or distress.

### **M 19: Marking**

- a. Marking of Red Deer for identification and other purposes must be done with care by trained, competent operators so as to avoid unnecessary pain or distress to the animals, both at the time of marking and subsequently.

### **M 20: Temporary marking**

Methods used for temporary marking must be non-toxic, e.g. crayons, paint and chalk markers especially developed for livestock.

## **E. Equipment**

### **M 21: Using equipment**

When equipment is installed which affects animal welfare, managers must be able to:

1. Operate the equipment properly;
2. Maintain the equipment;
3. Recognize common signs of malfunction; and
4. Appropriately act in the event of a failure of this equipment.

### **M 22: Automatic equipment**

All automatic equipment (e.g. waterers, feed dispensers, electric fence) must be thoroughly inspected by a stockperson, or other competent person, not less than once each day, to check if they are working properly. When a defect is found in the automatic equipment:

1. The defect must be rectified promptly; or
2. If this is impractical, such measures must promptly be taken (and must be maintained until the defect is rectified) as are required to safeguard the livestock from suffering unnecessary pain or distress as a result of the defect.

## **F. Inspection**

### **M 23: Monitoring**

- a. Caretakers must inspect their livestock as frequently as is necessary to ensure the well-being of the herd and to ensure animal welfare requirements are monitored and maintained.
- b. Caretakers must explain the frequency of their inspections of their livestock.



## **G. Dogs**

### **M 24: Managing stock dogs**

Dogs, including working stock dogs, must be properly trained, must not cause injury or distress to Red Deer, and must be kept under control at all times.

## **PART 5: HEALTH**

***OBJECTIVES: The environment in which livestock are housed must be conducive to good health. All producers must have a herd health plan that is in accordance with good veterinary and husbandry practices.***

### **A. Health Care Practices**

#### **H 1: Animal Health Plan**

- a. An Animal Health Plan (AHP) must be drawn up and regularly updated in consultation with a veterinarian.
- b. The AHP (which is part of the Farm Plan) must include details of:
  1. Nutrition program;
  2. Vaccination program;
  3. Parasite prevention;
  4. Biosecurity and infectious disease protocols, including tolerance limits on overall herd performance;
  5. Non-ambulatory (downer) animal procedure; and
  6. Euthanasia for culling and emergencies.
- c. Records must be kept of all medical/animal health procedures that are performed.

#### **H 2: Mitigating health problems**

Sudden deaths, disease outbreaks, or mortality that cannot be readily identified by the manager must be investigated in consultation with a veterinarian.

#### **H 3: Health monitoring**

- a. The operation must meet local, state, and national requirements for health testing (e.g. for brucellosis, tuberculosis, bluetongue, and Chronic Wasting Disease).
- b. The herd must be monitored for herd performance including: production disease, infectious diseases, and injury as a result of housing/husbandry. For example:
  1. Chronic Wasting Disease
  2. Johne's disease
  3. Difficulty fawning
  4. Lameness
  5. Yersiniosis
  6. Repetitive Physical Injury
  7. Respiratory Diseases
  8. Body Condition
  9. Non-ambulatory animals
- c. If any herd performance parameters fall outside the tolerance limits identified by the producer and the herd veterinarian, or casualty and culled Red Deer numbers exceed those specified in the AHP, a veterinarian must be consulted and management practices adjusted to try to resolve the problem.

#### **H 4: Segregation pens**

- a. Contagious or downed animals must be segregated and cared for separate from the herd.
- b. Any Red Deer suffering from illness or injury must be treated without delay, and veterinary advice sought when needed. If necessary, such animals must be euthanized.

*In some circumstances, segregation is not feasible or may disrupt the social hierarchy or cause additional stress to the animal. Isolation of Red Deer can cause considerable stress and extreme behavior that can sometimes lead to self-harm. The advantages of segregation should be weighed against its disadvantages, especially for mild illnesses or injuries that can be easily managed.*

- c. Isolation pens must be of a size that is appropriate for the age and size of the animal.
  1. The animal must be able to stand up, turn around, lie down, rest and groom itself without hindrance.
  2. Water, feed and shelter must be readily accessible at all times, unless otherwise directed by the veterinarian.
- d. Water and feed must also be readily available to non-ambulatory animals, even if they are not housed in an isolation pen.
- e. Urine and dung from hospital pens for sick and injured animals must be disposed of in a manner that prevents spread of infection to other stock.
- f. Pens must be constructed to facilitate effective cleaning and disinfection of surfaces, and the possible removal of a carcass from the box.

#### **H 5: Managing brought-in animals**

- a. Animals brought in from other sources must be quarantined when necessary, vaccinated, and/or appropriately treated for disease, illness, parasitic infestation or other health-related problems in accordance with the AHP (or standard operating procedures or other written description of how this is to be done) before integration into the herd.
- b. HFAC must be consulted in order to determine if any “brought-in” animals can be included in the Certified Humane® program.

#### **H 6: Grouping Red Deer**

- a. Mixing of different sexes, ages or types of deer must be avoided unless necessary, e.g. during weaning or mating.
- b. Precautions must be taken to prevent injury if mixing Red Deer.

#### **H 7: Mitigating behavioral problems**

If abnormal behavior activities develop repeatedly and inhibit normal functioning of the animal in any particular pen, a program of modification/enrichment must be pursued until the problem is overcome.

#### **H 8: Controlling parasites and predators**

- a. It is essential that all practical measures be taken to prevent or control external and internal parasitic infestations as set forth in the Animal Health Plan (AHP).

- b. When developing and implementing farm pest and predator control plans, physical exclusion methods and the removal of elements in the vicinity of livestock that might encourage the presence of pests and predators must be included.

*Methods of physical exclusion and discouragement of pests and predators include:*

- *Construction/maintenance of fencing appropriate for excluding the pests/predators in question*
- *Removal of shelter/cover (e.g., weeds) in the area surrounding livestock buildings*
- *Removal/protection of obvious food sources*
- *Maintenance/proofing of buildings against pest and predators.*

### **H 9: Foot care**

Attention must be given to the condition of the feet depending on their pasture, pen, or handling facility conditions. If a problem is identified, a foot care plan must be developed as part of the AHP, using methods that are appropriate to the condition and the individual farm.

### **H 10: Physical alterations**

- a. The only potentially injurious husbandry procedures permitted under the Animal Care Standards is antler removal (except those done for therapeutic reasons by a veterinarian).
1. Antler removal when antlers are in the soft velvet stage must be conducted by a veterinarian or other competent, specifically-trained individual using surgical removal with anesthesia or other pain control.
  2. Removal of hardened or ossified antlers must be conducted by a competent, specifically-trained individual and it can be conducted without anesthesia provided the ability to feel pain in the antler is lost.
    - a) During removal of hardened or ossified antlers, the following methods are permitted:
      - Bone saw
      - Embryotomy wires
    3. The antlers must be removed above the growth line on the pedicle.
- b. Castration of male deer fawns is prohibited.
- c. Branding is prohibited.
- d. Any practices must be performed in a way that minimizes suffering and by trained and competent managers.
- e. The above procedures must:
- a) Not be performed on sick animals; and
  - b) Only be performed using appropriate, properly maintained equipment.
- f. Use of a nose lead as the sole form of restraint is prohibited.

### **H 11: Medicines**

- a. Medicines must be:

1. Clearly labeled;
2. Stored safely and in accordance with label instructions;
3. Used in accordance with manufacturers' or veterinarian's recommendations (i.e. disposable needles should only be used once);
4. Kept in a secure store which is safe from animals and unauthorized people;
5. Kept separate from food producing areas; and
6. Disposed in a sharps container if they contain needles.
  - i. Disposal plan must be in place ensuring the safety of humans and animals.
  - ii. Broken needles must be removed promptly. In the event the operator is unable to remove needle, a veterinarian must be used to ensure safe and proper removal.
- b. A person responsible for the management of the medicine storage must be indicated and that person must keep the appropriate records for stock control purposes.
- c. Any medicines used for Red Deer must be approved by the veterinarian.

### **H 12: Induction of parturition**

Induction of parturition must never be used as a routine management procedure, but is acceptable in accordance with the veterinarian's recommendations.

### **H 13: Ultrasound for pregnancy detection**

Non-veterinarians performing rectal ultrasound pregnancy detection must have received appropriate training in the relevant techniques.

### **H 14: Genetically modified or cloned animals**

The use of genetically modified and/or cloned animals and their offspring is prohibited.

## **B. Casualty Animals**

### **H 15: Euthanasia**

- a. Each farm must have provisions for timely and humane euthanasia if needed. This must be accomplished on-farm by a named, trained, licensed, competent member of farm staff, a harvester, or a veterinarian.
- b. A high caliber rifle must be used.
- c. If there is any doubt as to how to proceed, the veterinarian must be called at an early stage to advise whether treatment is possible or whether humane slaughter or euthanasia is required to prevent suffering. If an animal is in severe pain that is uncontrollable, then the animal must be promptly euthanized.
- d. Nothing stated here is intended to discourage the prompt diagnosis and appropriate treatment of any ill or injured animal.

### **H 16: Carcass Disposal**

- a. Dead animals must be removed promptly to disposal area.
- b. Disposal of the carcass (cadaver) must meet local requirements and regulations.

## **PART 6: TRANSPORTATION**

***Objectives: Animal transport systems must be designed and managed to ensure livestock are not subjected to unnecessary distress or discomfort. The transport and handling of livestock must be kept to an absolute minimum. Personnel involved in transport must be thoroughly trained and competent to carry out the tasks required of them. ALL Red Deer transported to slaughter as Certified Humane® must have spent their entire lives on Certified Humane® farms.***

### **T 1: Loading facilities**

- a. Loading facilities:
  1. Should provide a ramp of no more than 20% incline; or
  2. Allow animals to load from ground level into a step-up trailer; and
  3. Must be clean; and
  4. Must be well lit.
- b. To ensure animal safety, protrusions that may cause injury or damage (e.g. gate hinges, bolts, nails, wire knots, tie downs) must be cut flush where viable or modified to prevent damage to animals.
- c. There must be no gaps which could cause injury to either the animals or handler.
- d. Both loading ramps and tailboards must be fitted with means of preventing the hinds from slipping and falling off.
- e. Walls must be at least 6.56 feet (2 meters) in height above the floor where there is no roof.

*Consideration must be given to providing a loading bay and/or ramp that is well lit and enables animals to walk straight into or out of the vehicle on a level or slight gradient.*

### **T 2: Passageways**

- a. Alleyways and gates must be designed and operated to allow for the safety and natural flow of the animals.
- b. Protrusions that may cause injury or damage must be inaccessible to the animals.
- c. When operating gates and catches, every effort must be made to reduce excessive noise, which may cause distress to the animals.
- d. If noise from the equipment is causing the animals distress, noise reduction mechanisms must be installed.

### **T 3: Transport personnel**

- a. Personnel in charge of Red Deer transport must be able to demonstrate competence in handling Red Deer when loading and unloading them, and while in transit.
- b. Only deer industry accredited transport operators should be used. If self-transport is used, it must be in an approved livestock container owned and registered to the supplying producer.
- c. Animal handlers must be knowledgeable about likely stressors and how Red Deer react towards other deer, other animals, humans, and to strange noises, sights, sounds and smells.

*Deer have the following behavioral characteristics, which must be taken into consideration when they are moved:*

- *They have a wide field of vision and may startle if they see moving objects even at long distances.*
- *They have acute hearing, so they should not be subjected to loud noises.*
- *They are herd animals and, if possible, should not be left in isolation.*

*See standard M 10 for more behavioral characteristics of deer.*

#### **T 4: Handling in passageways**

- a. Red Deer must not be driven unless the exit or the way forward for the lead animal is clear.
- b. The animal must not be rushed or run along alleyways, passageways, or through gateways.

#### **T 5: Benign handling**

- a. Sticks, flags, or boards may be used as benign handling aids, i.e., as extensions of the arms or to increase the apparent size of the handler.
- b. Sticks must not be used to beat animals.
- c. No animal must be pulled or lifted by the tail, skin, ears or limbs.
- d. The use of electric prods is prohibited.
- e. Pulling or dragging fawns is specifically prohibited.

#### **T 6: Transport feed and water**

- a. All Red Deer, including fawns, must have access to water up to the point of transport.
  1. The provision of root vegetables during transport can provide hydration to Red Deer.
- b. All Red Deer, including fawns, must have access to food until at least 12 hours prior to loading onto the truck.
- c. The provision of feed and water following unloading is recommended, but Red Deer should not be fed concentrates since they may overindulge, which may lead to acidosis.

#### **T 7: Transport time**

- a. Animals should be placed in waiting area at least 2 hours prior to transport.
- b. The timing of transport for any purpose must be planned between the transporter and producer, and slaughterhouse, if applicable, to minimize traveling and waiting time for the Red Deer.
- c. Transport of animals must not exceed eight hours.

*Note: A derogation can be considered if a slaughter plant (inspected and approved for use under our standards) is not available within eight hours traveling distance from the farm.*

#### **T 8: Records of transport**

Producers must keep records of transport of animals off their farm, including:

- a. Date of transport;
- b. Number of animals transported and their destination;

- c. Trucking company; and
- d. Type of vehicle used (transportation by ship is prohibited).

### **T 9: Animals unfit for transport**

- a. A sick or injured ambulatory animal may only be transported:
  - 1. If it is being taken for veterinary treatment or it is being taken to the nearest available place for humane slaughter; and
  - 2. If the said animal is suitable for loading, traveling and unloading (can walk unassisted).
- b. Pregnant deer within 1 month of giving birth must not be transported.
- c. All newly weaned stock should be transported with a delivery time still in daylight hours.
- d. Deer weaning must occur at least 10 days prior to transport if a trip longer than 6 hours is anticipated.

## **PART 7: SLAUGHTER**

### **S 1: Slaughter systems**






All slaughter systems must be designed and managed to ensure livestock are not caused unnecessary distress or discomfort.

- a. Slaughter facilities must follow the North American Meat Institute (NAMI) guidelines while processing HFAC animals. In addition, slaughter protocols must include stunning and ensured insensibility prior to the exsanguination process.
- b. NAMI Guidelines can be found at [www.certifiedhumane.org](http://www.certifiedhumane.org) under the Standards section.
- c. The slaughter plant must be inspected by HFAC to verify compliance with the NAMI Guidelines.
- d. The slaughter plant must also be inspected by HFAC for traceability to ensure that all the product that is labeled with the Certified Humane® logo originates from Certified Humane® farms.



## PART 8: APPENDICES

### Appendix 1: Body Condition Score for Red Deer

<p><b>Score 1: Emaciated</b></p> 	<p><b>No fat cover</b>  <b>Pelvis, ribs and spine are prominent</b>  <b>Concave rump area</b></p>
<p><b>Score 2: Lean</b></p> 	<p><b>Minimal fat cover</b>  <b>Pelvis, ribs and spine prominent but appear rounded rather than sharp</b></p>
<p><b>Score 3: Good condition</b></p> 	<p><b>Ideal fat cover</b>  <b>Pelvis, ribs and spine not readily distinguished</b>  <b>Rump area is flat</b></p>
<p><b>Score 4: Forward condition</b></p> 	<p><b>Fat</b>  <b>Pelvis and rump rounded</b>  <b>Spine covered by fat</b></p>
<p><b>Score 5: Excessive condition</b></p> 	<p><b>Over fat</b>  <b>Pelvis concealed by fat cover</b>  <b>Rump very convex</b>  <b>Spine difficult to find by touch</b></p>

Adapted from Figure 1,

L. Audige, P. R. Wilson & R. S. Morris (1998) A body condition score system and its use for farmed red deer hinds, New Zealand Journal of Agricultural Research, 41:4, 545-553, DIO: 10.1080/00288233.1998.9513337

## REFERENCES

- Animal Behavior and the Design of Livestock and Poultry Systems*. Proceedings from the Animal Behavior and the Design of Livestock and Poultry Systems International Conference, Indianapolis, IN. Pub. NRAES (Northeast Regional Agric. Eng. Service) April 1995.
- Cerco New Zealand Venison. *CSG On Farm Quality Assurance Programme*. Copyright Firstlight Foods Ltd. 2 February 2018.
- Coe, Brenda, and Robyn Graboski. "Deer Husbandry." 2020.
- Federation of Animal Science Societies. 2010. *Guide for the Care and Use of Agricultural Animals in Agricultural Research and Teaching*. Pps. 74-85.
- Gandolf, Rae, and Genevieve Vega Weaver. *Yersiniosis*. *Yersiniosis*, American Association of Zoo Veterinarians Infectious Disease Committee Manual, 2013.
- Goddard, Pete. "Deer Handling and Transport." *Livestock Handling and Transport*, edited by Temple Grandin, 5th ed., CAB International, 2019, pp. 370–403.
- Grandin, T. 1988 and 1992. *Livestock Trucking Guide*. National Institute for Animal Agriculture, Bowling Green, KY.
- Grandin, T. 1993. *Livestock Handling and Transport*. CABI, Wallingford, UK.
- Grandin, T., Editor. 2009. *Improving Animal Welfare: A Practical Approach*. CAB Int., Wallington, Oxon, UK.
- Guidelines For The Care And Use Of Animals In Production Agriculture*. Nebraska Food Animal Care Coalition.
- Janiszewski, Pawel, et al. "Welfare of Farmed Deer - Practical Aspects." *Polish Journal of Natural Sciences*, vol. 31, no. 3, 2016, pp. 345–361.
- Jerrett, I V, et al. "Yersiniosis in Farmed Deer." *Aust Vet J.*, vol. 67, no. 6, June 1990, pp. 212–214., doi:10.1111/j.1751-0813.1990.tb07763.x.
- L. Audige, P. R. Wilson & R. S. Morris (1998). "A body condition score system and its use for farmed red deer hinds." *New Zealand Journal of Agricultural Research*, 41:4, 545-553, DIO: 10.1080/00288233.1998.9513337
- Livestock Handling Guide*. Livestock Conservation Institute. 1988
- Mackintosh, Colin G. "A Review of Yersiniosis in Farmed Red Deer in New Zealand." *The Biology of Deer*, edited by Robert D Brown, Springer, New York, NY, 1992, pp. 126–129. [https://doi.org/10.1007/978-1-4612-2782-3\\_31](https://doi.org/10.1007/978-1-4612-2782-3_31)
- "Red Deer - NADeFA - North American Deer Farmers Association." *NADeFA*, 13 Feb. 2019, [nadefa.org/2019/02/13/red-deer/](http://nadefa.org/2019/02/13/red-deer/).

- Reynolds, J., Casas, J., Rossitto, P.V., and J. Cullor. 2004. On Farm Euthanasia CD. Veterinary Medicine Teaching and Research Center, University of California, Davis; 18830 Road 112, Tulare, CA 93274. (559-688-1731). (<http://www.vmtc.ucdavis.edu/laboratories/DFSL/euth/index.htm>).
- Shaffer, Daryl, et al. "Red Deer Production." *Penn State Extension*, 9 Nov. 2019, [extension.psu.edu/red-deer-production](http://extension.psu.edu/red-deer-production).
- Shearer, J. K. and P. Nicolette. 2002. *Procedures for Humane Euthanasia, Humane Euthanasia for Sick, Injured, and/or Debilitated Livestock*. College of Veterinary Medicine, Iowa State University, Ames, Iowa. (<http://vetmed.iastate.edu/HumaneEuthanasia>).
- Shiple, Cliff. "Fawn Care Guidelines - NADeFA - North American Deer Farmers Association." *NADeFA*, 13 Feb. 2019, [nadefa.org/2019/02/13/fawn-care-guidelines/](http://nadefa.org/2019/02/13/fawn-care-guidelines/).
- Urosevic, Miroslav I, et al. "Animal Welfare Standards in Red Deer (*Cervus Elaphus*) Farming." *Arhiv Veterinarske Medicine*, vol. 11, no. 2, 2018, pp. 11–20.
- Young, B.A. 1981. Cold Stress as it affects animal production. *J. Anim. Sci.* 52-154-163.



Humane Farm Animal Care  
Animal Care Standards  
March 2020

---

© Copyright 2020 by Humane Farm Animal Care  
PO Box 82, Middleburg, VA 20118  
All rights reserved.